

DETECTO IS EMR/EHR-READY!

With increased interest in connecting Detecto's scales to Electronic Medical Records systems, it is important to know the true advantages of Detecto's power.



Model
6437DHR



MedVue
Indicator
Front

THE POWER OF DETECTO'S MEDVUE!

All Detecto scales with the MedVue indicator can export data to EMR/EHR software. The 6437DHR (shown to the left) is a great example. The 6437DHR displays height, weight, and BMI onscreen by raising the digital height rod while weighing a patient.


No Keys To Push! No Operational Sequences To Memorize! Fully Automatic!

6 C BATTERIES
(not included)

LOAD CELL

DIGITAL
HEIGHT
ROD

AC ADAPTER
(optional)




MedVue
Indicator
Back

MEDVUE CONNECTIVITY

All Detecto scales featuring the MedVue indicator are EMR/EHR capable. The MedVue includes a DB9 serial connector, USB port, and optional Ethernet wired or Wi-Fi card for those applications that require the scale to be on a computer network.

Send weight, time, date, BMI (Body Mass Index), height, and patient ID directly to a printer, PC, or network.



TRANSMITTING DATA WITH THE MEDVUE

Detecto's MedVue supports several formats and techniques for transmitting data. Data transmission may be initiated via computer command or operator input and transmitted via RS-232, USB or optional wired or Wi-Fi Ethernet.

The simplest protocol is the P185 Journal format. When the patient is standing on the scale, adjust the digital height rod, and either press the PRINT key or invoke the Journal Print command from the connected computer. This will transmit data only when a the patient's weight/height needs to be recorded and requires very little processor time for the EMR, ensuring that the patient is on the scale with the height rod properly placed.

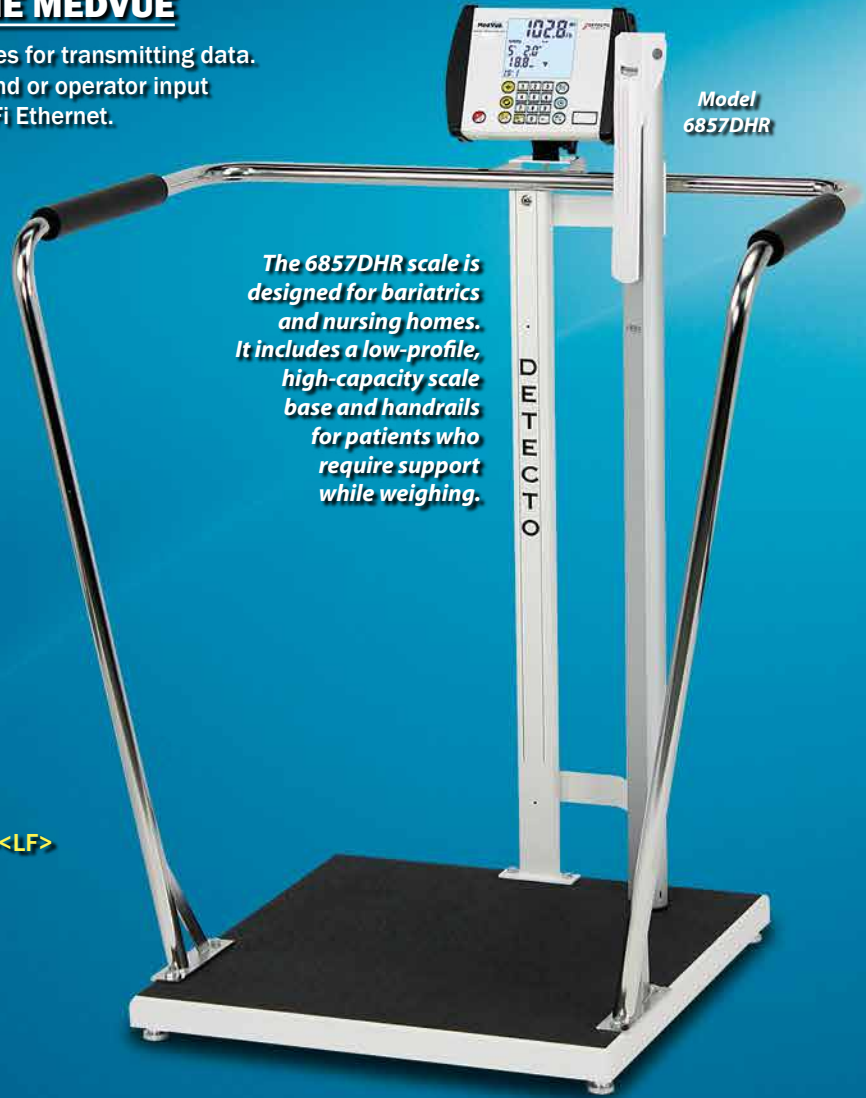
The following data/information will be sent via the selected port:

Time, Date, ID, BMI, Height, Weight <CR><LF>

- Time= hh:mm
- Date= mm/dd/yy
- ID= xxxxxxxxxxx (patient ID)
- BMI= xx.x (percentage)
- Height= x' xx.x" or xx.x cm (inches or centimeters)
- Weight= xxx.xuu G (gross weight)

ASCII Output String:

hh:mm,mm/dd/yy,xxxxxxxxxx,xx.x,x' xx.x",xxx.xuu G<CR><LF>



Model 6857DHR

The 6857DHR scale is designed for bariatrics and nursing homes. It includes a low-profile, high-capacity scale base and handrails for patients who require support while weighing.

Detecto Scale reserves the right to improve, enhance, or modify features and specifications without prior notice.



SOLD BY: