	TECHNICAL CHARACTERISTIC	CT 038
	Non-invasive blood pressure cuff made in "Nox Black®" fabric	Index 4

Regulatory information

CE Marking	Index of classification	<div style="border: 1px solid black; padding: 5px; display: inline-block;"> PHTHALATES LATEX </div>
CE	I	

The range of cuffs Nox Black is intended to be used to measure non invasive blood pressure associated with electronic or manual blood pressure.

This flexible and robust design can be cleaned in a washing machine to clean them by immersion with the requirement to remove the pocket.

- Reliability : an Index and a range "Min-Max" can quickly validate if the product is adapted to the size of the patient.

The indication "artery" can perfectly position the cuff, pocket located automatically centered on the passage of the artery.

1 - Device identification

Blood pressure cuff 1 tube



Blood pressure cuff 2 tubes



Dessillons & Dutrillaux	47240 CASTELCULIER	Date of first EC marking certificate : 2004	Page 1 / 8
Zone Industrielle La Tuque Tél : +33 5 53 48 30 66 technique@ddmedical.fr	Fax : +33 5 53 47 24 64 www.ddmedical.fr		

DDM

DESSILLONS & DUTRILLAUX - Since 1949

TECHNICAL CHARACTERISTIC

CT 038

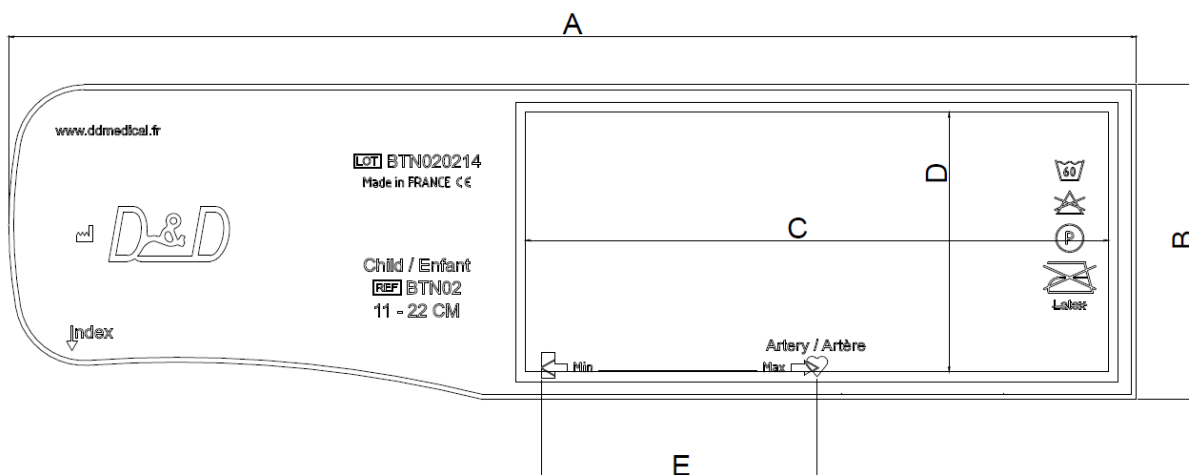
Non-invasive blood pressure cuff
made in "Nox Black®" fabric

Index 4

2 – References

According to EN 1060-1 EC, the optimal size of the inflation bag must be at least equal in width to 40% of the circumference of the arm, and a length between 80 and 100% of the circumference of the arm (see markings shown on cuffs Soft Cuff).

Reference	Designation	Tube	Circumference in cm		Dimensions in mm					Tube color
			Min	Max	A	B	C	D	E	
BTN101	New born	1	6	12	173	55	95	40	43	GREY
BTN102	Child	1	11	22	348	97	180	80	85	GREY
BTN103	Small adult	1	16	28	458	130	230	110	120	GREY
BTN104	Adult	1	26	33	528	149	260	129	70	GREY
BTN105	Adult large	1	33	41	633	174	330	150	75	GREY
CTN104	Lower limb cuff adult	1	39	55	828	214	440	190	145	GREY
BTN201	New born	2	6	12	173	55	95	40	43	GREY
BTN202	Child	2	11	22	348	97	180	80	85	GREY
BTN203	Small adult	2	16	28	458	130	230	110	120	GREY
BTN204	Adult	2	26	33	528	149	260	129	70	GREY
BTN205	Adult large	2	33	41	633	174	330	150	75	GREY
CTN204	Lower limb cuff adult	2	39	55	828	214	440	190	145	GREY



Dessillons & Dutrillaux

Zone Industrielle La Tuque
Tél : +33 5 53 48 30 66
technique@ddmedical.fr

47240 CASTELCULIER
Fax : +33 5 53 47 24 64
www.ddmedical.fr

Date of first EC marking certificate :
2004

Page 2 / 8

DDM



DESSILLONS & DUTRILLAUX - Since 1949

TECHNICAL CHARACTERISTIC

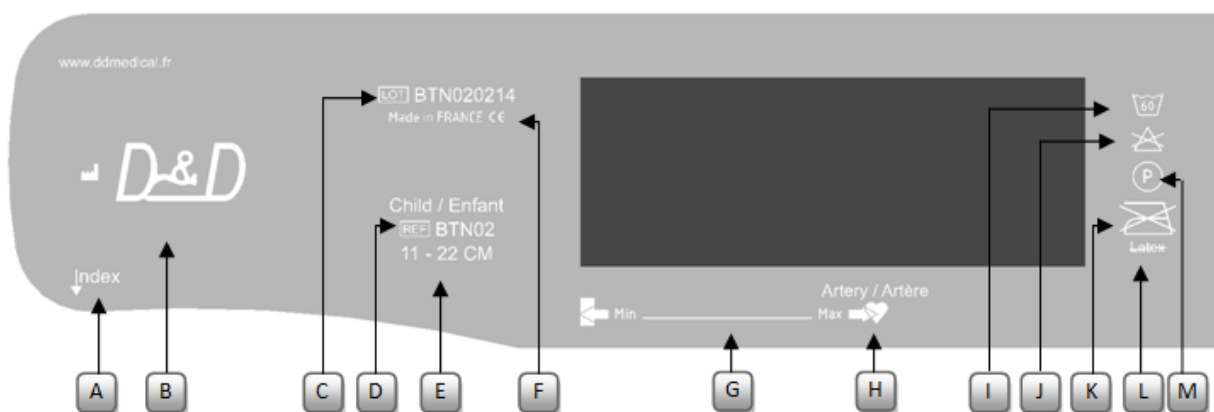
CT 038

Non-invasive blood pressure cuff
made in "Nox Black[®]" fabric

Index 4

A		Position indication index
B		Product Brand
C		Number of batch
D		Name and product number
E		Range of the product
F		Original product marking
G		Validity range of product use
H		Indication for placement of the artery
I		Machine wash at 60 ° C
J		Do not use bleach
K		Do not iron
L		Latex free
M		Can be dry cleaned using any solvent
N		Indication of the number of tube

A label indicates whether the device has one or two tubes (/ or tube 1/2 tubes).



Dessillons & Dutrillaux

Zone Industrielle La Tuque
Tél : +33 5 53 48 30 66
technique@ddmedical.fr

47240 CASTELCULIER
Fax : +33 5 53 47 24 64
www.ddmedical.fr

Date of first EC marking certificate :
2004

Page 3 / 8

DDM

DESSILLONS & DUTRILLAUX - Since 1949

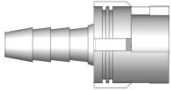
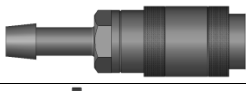
TECHNICAL CHARACTERISTIC

CT 038

Non-invasive blood pressure cuff
made in "Nox Black®" fabric

Index 4

Connectors for non invasive blood pressure cuffs

Screw connection			
Reference	Design	Material	Designation
A11306		Acetal	Male connector screw connection
A11307		Chrome-plated brass	Female connector screw connection
A11350		Acetal/ Chrome-plated brass	Male/Female screw connection
Quarter-turn connection			
Reference	Design	Material	Designation
A11301		Acetal	Female connector quarter-turn connection
A11300		Acetal	Female connector quarter-turn connection with sealing valve
A11308		Acetal /EPDM	Male connector quarter-turn connection with O-ring
A11351		Acetal/EPDM	Male / female with quarter-turn connection
Connection with clip system			
Reference	Design	Material	Designation
A11305		Chrome-plated brass	Female connector with clip system
A11313		Chrome-plated brass	Male connector with clip system
A11352		Chrome-plated brass	Male / female with clip system
A11304		Nylon	Male connector with clip system

Dessillons & Dutrillaux

Zone Industrielle La Tuque
Tél : +33 5 53 48 30 66
technique@ddmedical.fr

47240 CASTELCULIER
Fax : +33 5 53 47 24 64
www.ddmedical.fr

Date of first EC marking certificate :
2004

Page 4 / 8

DDM




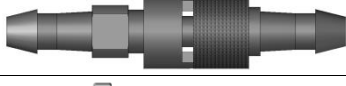
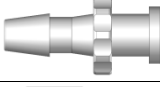


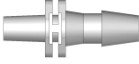
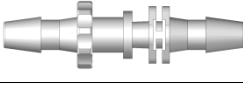
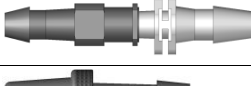
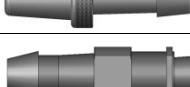

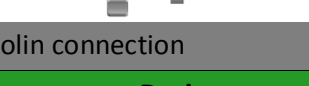
DESSILLONS & DUTRILLAUX - Since 1949

TECHNICAL CHARACTERISTIC

CT 038

Non-invasive blood pressure cuff
made in "Nox Black®" fabric

Index 4

A11353		Chrome-plated brass /Nylon	Male / female with clip system
Standard Luer lock connection			
Reference	Design	Material	Designation
A11312		Chrome-plated brass	Female connector with luer lock connection
A11311		Chrome-plated brass	Male connector with luer lock male connection
A11354		Chrome-plated brass	Male / female connector luer lock
A11303		Nylon	Female connector luer lock female connection
A11302		Nylon	Male connector luer lock male connection
A11355		Nylon/ Nylon	Male / female connector luer lock
Luer lock connection			
Reference	Design	Material	Designation
A11050		Nylon	Male luer lock
A11356		Nylon/ Nylon	Male / Female luer lock connection
A11357		Chrome-plated brass /Nylon	Male / Female connector luer lock
A11400		Chrome-plated brass	Male luer lock male connection
A11358		Chrome-plated brass/ Chrome-plated brass	Male / Female connector luer lock
A11359		Nylon/ Chrome-plated brass	Male / Female connector luer lock
Luer lock Colin connection			
Reference	Design	Material	Designation

Dessillons & Dutrillaux

Zone Industrielle La Tuque
Tél : +33 5 53 48 30 66
technique@ddmedical.fr

47240 CASTELCULIER
Fax : +33 5 53 47 24 64
www.ddmedical.fr

Date of first EC marking certificate :
2004

Page 5 / 8

DDM



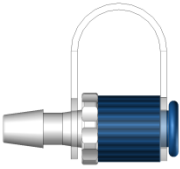
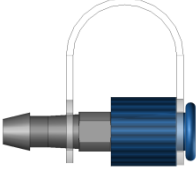
DESSILLONS & DUTRILLAUX - Since 1949

TECHNICAL CHARACTERISTIC

CT 038

Non-invasive blood pressure cuff
made in "Nox Black®" fabric

Index 4

A11051		Chrome-plated brass	Luer femelle Colin
Protective caps for Luer lock connection			
Reference	Design	Material	Designation
A45000		PVC	Protective caps for female luer lock connection
A11360		PVC	Female connector luer lock female connection + stopper cap for cleaning and disinfection
A11631		PVC	Female connector luer lock female connection + stopper cap for cleaning and disinfection

3 - Use of the device – Operating instructions

- Select a cuff adapted to the morphology of the patient. The size and range of use are indicated on the cuff.
- Position the center of the bladder pocket represented by a heart on the axis of the brachial artery.
- Roll the cuff around the limb.
- Once the cuff positioned and ready to use, the INDEX must be between the Min and Max (axis of the heart). If INDEX exceeds the Max index located at the axis of the heart, replace the cuff by the model of the larger size. If INDEX exceeds Min index located at the tip of the range, replace the cuff by the model of smaller size.
- When the cuff and INDEX are positioned correctly the procedure for measuring blood pressure can begin.
- Correctly roll the cuff around the limb and ensure its continuation with the fastening system provided.
- Place the tips of the lyre of the stethoscope in your ears, the microphone in the listening position, just below the cuff, on the passage of the artery.
- Ensure that the vent screw of the pear is in the closed position 30 and to inflate or 40 mmHg above the estimated pressure. Blood no longer circulates at the microphone, no sound is heard with a stethoscope.

Dessillons & Dutrillaux

Zone Industrielle La Tuque
Tél : +33 5 53 48 30 66
technique@ddmedical.fr

47240 CASTELCULIER
Fax : +33 5 53 47 24 64
www.ddmedical.fr

Date of first EC marking certificate :
2004

Page 6 / 8

DDM

DESSILLONS & DUTRILLAUX - Since 1949

TECHNICAL CHARACTERISTIC

CT 038

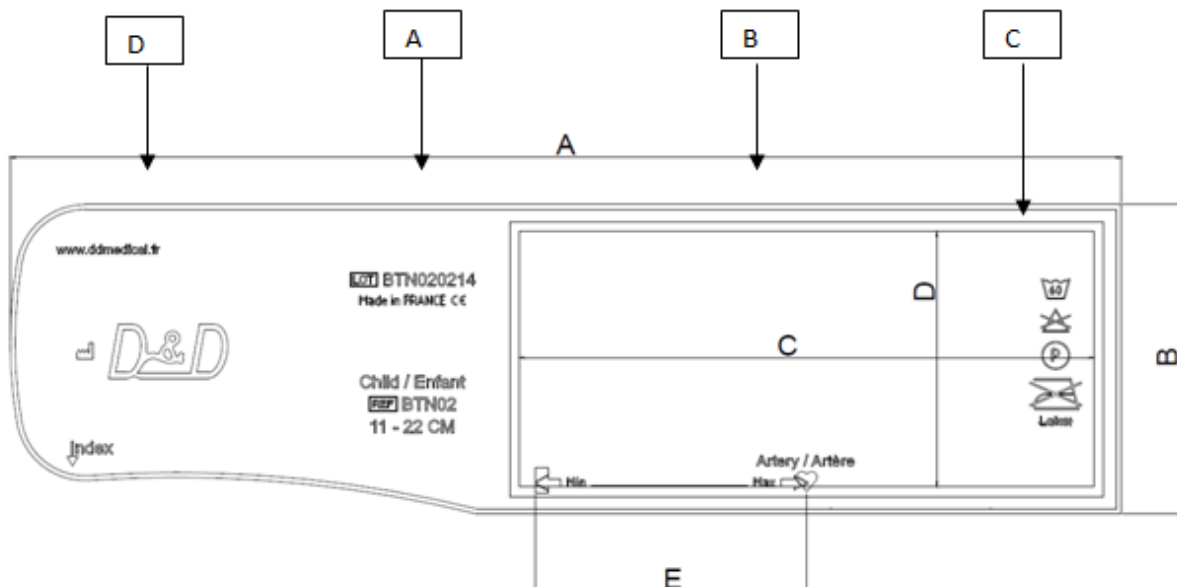
Non-invasive blood pressure cuff
made in "Nox Black®" fabric

Index 4

- Loosen the vent screw the bulb to slowly reduce the inflation pressure and allow blood to flow again, the first beats are perceptible stethoscope.
- Read this pressure gauge reading now, this value corresponds to the maximum pressure or systolic pressure.
- Continue decompression beats levied stethoscope amplify then fade to become inaudible.
- Read this moment the pressure indicated, this reading corresponds to the minimum pressure or diastolic pressure.
- Unscrew the knob further relief to completely purge the remaining air in the bladder.
- Remove the cuff.

4 - Identification and characteristics of different subsets

Identifier	Designation	Characteristics
A	Fabric enveloppe	Nylon fabric
B	Bag	PU coated fabric - High frequency welded
C	Velcro closure	Loop sewn
D	Velcro closure	Hook sewn

**Dessillons & Dutrillaux**

Zone Industrielle La Tuque
Tél : +33 5 53 48 30 66
technique@ddmedical.fr

47240 CASTELCULIER
Fax : +33 5 53 47 24 64
www.ddmedical.fr

Date of first EC marking certificate :
2004

Page 7 / 8

DDM

DESSILLONS & DUTRILLAUX - Since 1949

TECHNICAL CHARACTERISTIC

CT 038

Non-invasive blood pressure cuff
made in "Nox Black[®]" fabric

Index 4

5 – Cleaning and disinfection**1) Dry cleaning :**

- A) Spray a foam detergent, disinfectant, bactericidal on the arm cuff, taking care to distribute the product well on the surface.
- B) Leave 15 minutes.
- C) Do not rinse.
- D) Product recommended: Surface'Safe / Anios.

2) Cleaning by immersion (after removing the bag) :

- A) Remove the arm cuff bag
 - B) Clean the arm cuff with water or with washing machine. Washing machine at 40 ° (60 ° being the maximum), without a spin cycle. The number of washing machine and the washing temperature decreases the life of the cuff.
 - C) Immerse the arm cuff assembly in a decontaminating solution.
 - D) Immersion time : 15 minutes.
- Rinse thoroughly with water, renewing the dipping bath after each use. Product recommended : Aniosyme DD1 manufactured by Anios

6 – Packaging

Reference	Designation	Packaging unit
BTN101	New born	1
BTN102	Child	1
BTN103	Small adult	1
BTN104	Adult	1
BTN105	Adult large	1
CTN104	Lower limb cuff adult	1
BTN201	New born	1
BTN202	Child	1
BTN203	Small adult	1
BTN204	Adult	1
BTN205	Adult large	1
CTN204	Lower limb cuff adult	1

8 – Warranty

This warranty provides assurance for the customer who purchases a D & D product that should the product fail to function to D & D published specifications during the term of this warranty, will either replace or repair.

The guarantee period is 1 (one) year from the date of purchase. The product must be used in accordance with its labeling and may not be altered or subjected to misuse, abuse, accident or improper handling.

7 – Storage

Type of packaging	Storage area	Temperature	Humidity	Atmospheric pressure
Original packaging	Ventilated area	-10° to 40 ° c	30 to 40 %	500 to 1060 hpA

Dessillons & Dutrillaux

Zone Industrielle La Tuque
Tél : +33 5 53 48 30 66
technique@ddmedical.fr

47240 CASTELCULIER
Fax : +33 5 53 47 24 64
www.ddmedical.fr

Date of first EC marking certificate :
2004

Page 8 / 8